

SUPER KID

HEALTHY HARRY



10 FUN ACTIVITIES

1. Vegetable bingo
2. Concentration
3. Copy Cat Coloring
4. Counting fruit & Veg
5. Word scrambles
6. Stretch and relax
7. Happy fruit bingo
8. Healthy Harry maze
9. Would you rather
10. sorting

TEACHER MADE







SUPER KIDS VEGETABLES BINGO

INSTRUCTIONS

1. Cut out each of the bingo call cards.
2. Place them in a bag.
3. Give each player a vegetable bingo card.
4. Get the bingo caller to pull out one card at a time from the bag.
5. Players put a tick on each image if the bingo caller calls out one of their vegetables
6. The winner is the first player to have all their vegetables called out and mar

Bingo call cards

Cut out and place in a bag



VEGETABLES

PLAYER BINGO CARD











	FREE	

VEGETABLES

PLAYER BINGO CARD



		
	<p>FREE</p>	
		

VEGETABLES

PLAYER BINGO CARD











	<p>FREE</p>	

VEGETABLES

PLAYER BINGO CARD











		
	<p>FREE</p>	
		

VEGETABLES

PLAYER BINGO CARD











		
	<p>FREE</p>	
		

VEGETABLES

PLAYER BINGO CARD











		
	<p>FREE</p>	
		

VEGETABLES

PLAYER BINGO CARD



		
	<p>FREE</p>	
		

VEGETABLES

PLAYER BINGO CARD











A cartoon radish with a purple root and green leaves, smiling and waving.	A cartoon lettuce with green leaves and a smiling face.	A cartoon zucchini with a green body and a smiling face, waving and pointing.
A cartoon asparagus with green stalks and a smiling face, waving.	FREE	A cartoon onion with an orange body and green stalks, smiling and pointing.
A cartoon tomato with a red body and green stem, smiling and pointing.	A cartoon pumpkin with an orange body and green stem, smiling and waving.	A cartoon bell pepper with a yellow body and green stem, smiling.


VEGETABLES

PLAYER BINGO CARD


















		
	<p>FREE</p>	
		

SUPER KID CONCENTRATION TIME






Circle the pears and color the apples




CONCENTRATION SCISSOR SKILLS



Cut along the dashed lines and practice your scissor skills



SUPER KIDS COPY CAT COLOURING







Make a copy of the colored image, use the correct colors.
Enjoy this copycat coloring exercise.



SUPER KID COUNT THE FRUITS




How many fruits do you count?
Write the number in the box next to it.


Counting Game

Color the fruits




Count the fruits





Apple	
Banana	
Orange	
Cherry	
Strawberry	



Healthy Vegetables






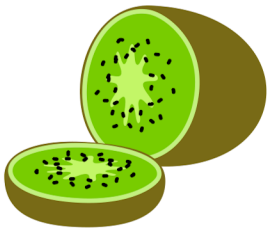

Count and fill in the correct answer.



				Total

WORD SCRAMBLES

Look at the Pictures, Unscramble the letters to find the fruit names.




WORD SCRAMBLES

Look at the Pictures, Unscramble the letters to find the fruit names.




LPEPA




PAGER



RBAESRRTYW



RPAE



NNAAAB




ANROEG

SUPER KID STRETCH AND RELAX

PRINT, CUTOUT & PRACTICE ALL THE FUN STRETCHING AND RELAXING EXERCISES!

Why not have fun by giving the exercises their own names, that way you will remember them better



SUPER KID STRETCH AND RELAX

PRINT, CUTOUT & PRACTICE ALL THE FUN STRETCHING AND RELAXING EXERCISES!

Why not have fun by giving the exercises their own names that way, you will remember them better



SUPER KID STRETCH AND RELAX

PRINT, CUTOUT & PRACTICE ALL THE FUN STRETCHING AND RELAXING EXERCISES!

Why not have fun by giving the exercises their own names that way, you will remember them better




SUPER KIDS HAPPY FRUIT BINGO

INSTRUCTIONS

1. Cut out each of the bingo call cards.
2. Place them in a bag.
3. Give each player a fruit bingo card.
4. Get the bingo caller to pull out one card at a time from the bag.
5. Players put a tick on each image if the bingo caller calls out one of their fruits
6. The winner is the first player to have all their fruits called out









Bingo call cards

Cut out and place in a bag



FRUIT PLAYER BINGO CARD



		
	<p>FREE</p>	
		









FRUIT PLAYER BINGO CARD



		
	<p>FREE</p>	
		








FRUIT PLAYER BINGO CARD



		
	<p>FREE</p>	
		









FRUIT PLAYER BINGO CARD



		
	<p>FREE</p>	
		








FRUIT PLAYER BINGO CARD



		
	<p>FREE</p>	
		









FRUIT PLAYER BINGO CARD




		
	<p>FREE</p>	
		









FRUIT PLAYER BINGO CARD



		
	<p>FREE</p>	
		









FRUIT PLAYER BINGO CARD



		
	<p>FREE</p>	
		

FRUIT PLAYER BINGO CARD

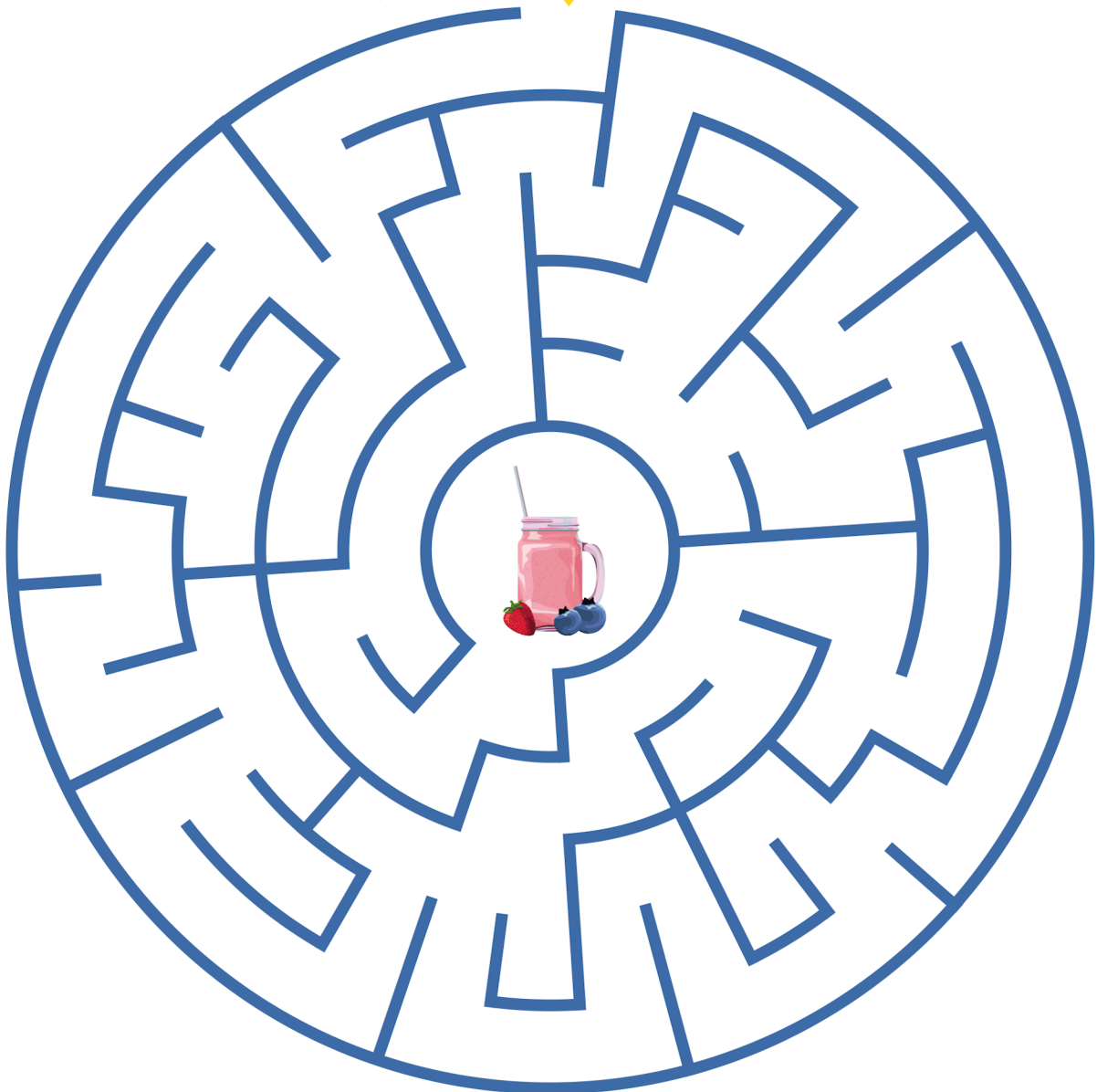


		
	<p>FREE</p>	
		

HEALTHY HARRY SUPER KID MAZE



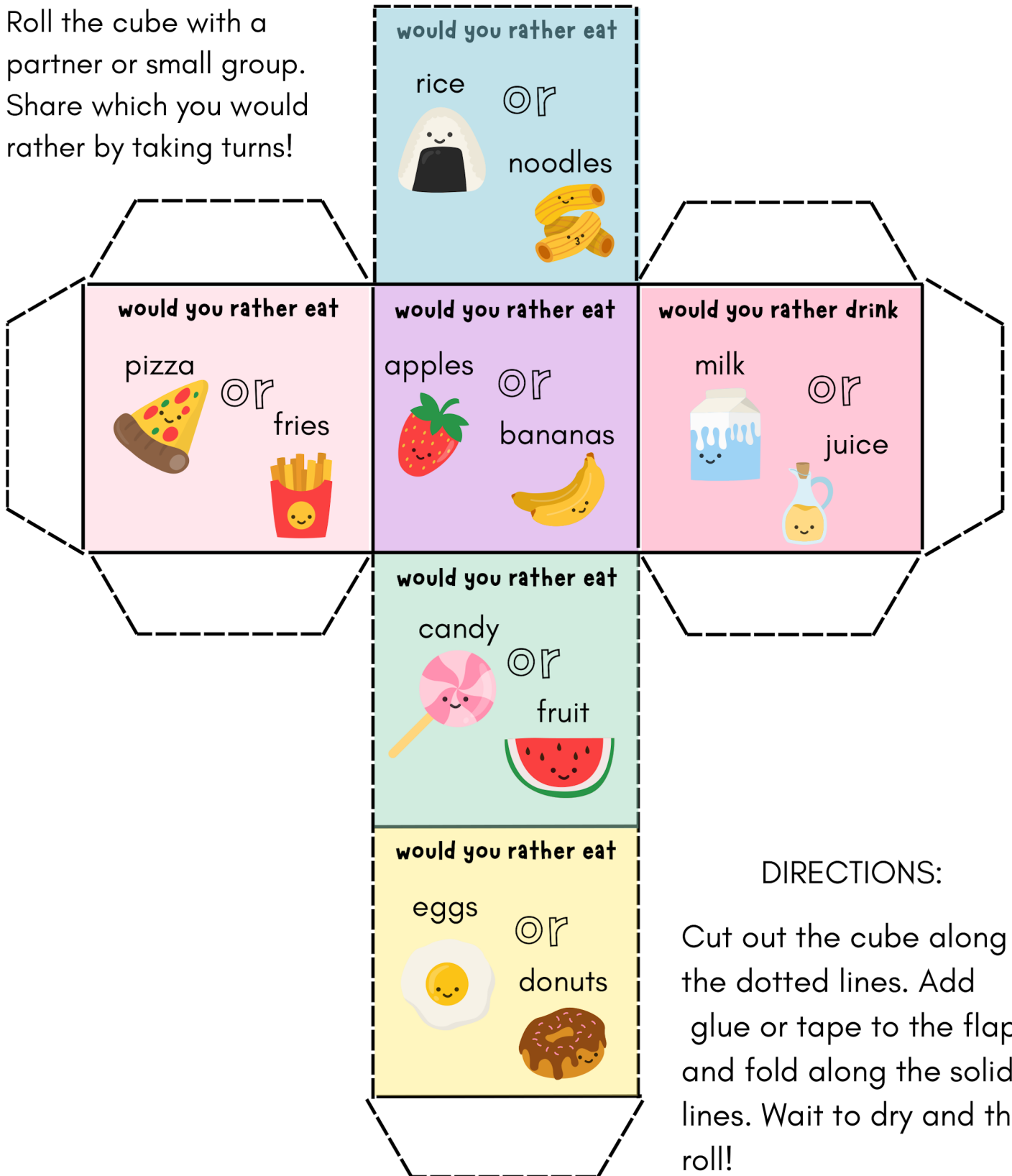
Healthy Harry needs his super fruity smoothie to give him more energy to play.
Can you help him get to it?



Would You Rather

Food Edition

Roll the cube with a partner or small group. Share which you would rather by taking turns!

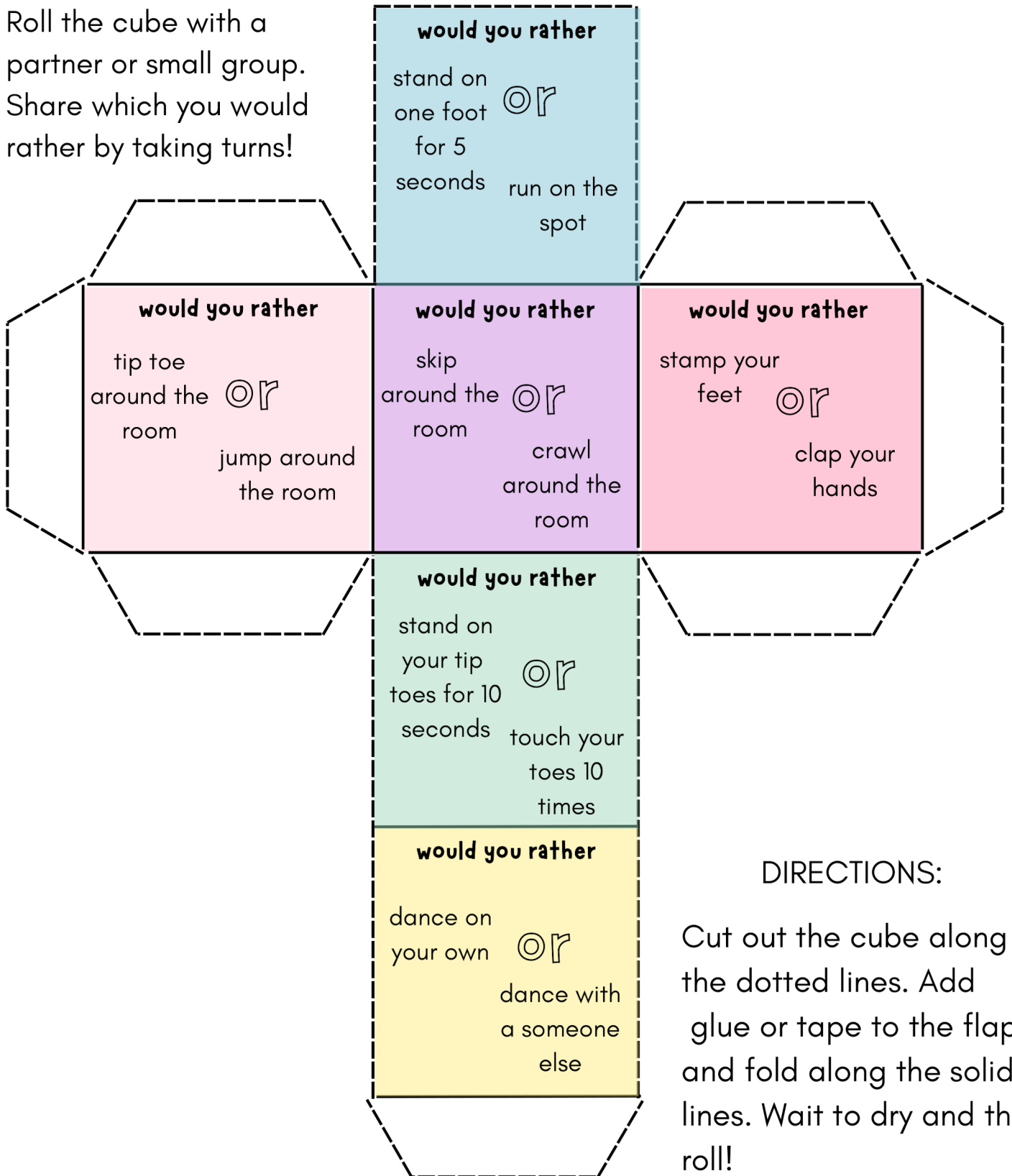


DIRECTIONS:

Cut out the cube along the dotted lines. Add glue or tape to the flaps and fold along the solid lines. Wait to dry and then roll!

Would You Rather lets move Edition

Roll the cube with a partner or small group. Share which you would rather by taking turns!








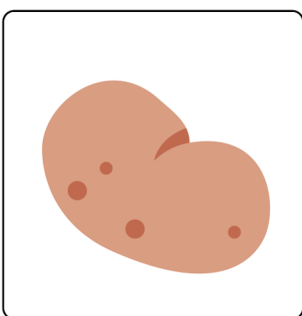










DIRECTIONS:

Cut out the cube along the dotted lines. Add glue or tape to the flaps and fold along the solid lines. Wait to dry and then roll!

Fruit & Vegetables

Cut out the cards and sort by:
fruit or vegetables, color, small or big seeds,...



Fruit & Vegetables

Cut out the cards and sort by:
fruit or vegetables, color, small or big seeds,...

