

FRUITS FUN WORKBOOK

FOR AGES 5 - 7 YEARS



Name _____

Date _____

FRUITS VOCABULARY


Identify the pictures below. Use the word bank below to name each picture.




.....



.....



.....



.....

Word Bank:

apple	pear	strawberry	orange
-------	------	------------	--------

Name _____

Date _____

FRUITS VOCABULARY

Identify the pictures below. Use the word bank below to name each picture.



.....



.....



.....



.....

Word Bank:


peach	lemon	coconut	mango
-------	-------	---------	-------

Name _____


Date _____

FRUITS VOCABULARY


Identify the pictures below. Use the word bank below to name each picture.




.....



.....



.....



.....

Word Bank:


kiwifruit	watermelon	dragon fruit	pomegranate
-----------	------------	--------------	-------------

Name _____


Date _____

FRUITS VOCABULARY

Identify the pictures below. Use the word bank below to name each picture.



.....



.....



.....



.....

Word Bank:


cherries	mangosteen	avocado	banana
----------	------------	---------	--------

Name _____

Date _____

SENTENCE WRITING

Look at the picture below. Write a sentence that tells about the picture.



.....

.....


.....

Name _____

Date _____

SENTENCE WRITING

Look at the picture below. Write a sentence that tells about the picture.




Name _____

Date _____

SENTENCE WRITING

Look at the picture below. Write a sentence that tells about the picture.




Name _____

Date _____

SENTENCE WRITING

Look at the picture below. Write a sentence that tells about the picture.



Four sets of horizontal writing lines, each consisting of a solid top line, a dotted middle line, and a solid bottom line, for writing a sentence.

Name _____

Date _____

SENTENCE WRITING

Look at the picture below. Write a sentence that tells about the picture.



Name _____

Date _____

SENTENCE WRITING

Look at the picture below. Write a sentence that tells about the picture.



Name _____

Date _____

SENTENCE WRITING

Look at the picture below. Write a sentence that tells about the picture.



Name _____

Date _____

MY FAVORITE FRUIT

What is your favorite fruit?


Handwriting practice lines consisting of solid top and bottom lines with a dashed middle line. There are 10 sets of these lines for writing the answer.





Name _____

Date _____

COUNTING FRUITS




Find and count the following items.





Name _____

Date _____

COUNTING FRUITS



Find and count the following items.





Name _____


Date _____

FRUIT GRAPH

Find and graph the items listed. Then answer the questions below.



How many of each?



Which item did you find the most of? _____


Which item did you find the least of? _____

Name _____

Date _____

FRUIT GRAPH



Find and graph the items listed. Then answer the questions below.



10				
9				
8				
7				
6				
5				
4				
3				
2				
1				



How many of each?



Which item did you find the most of? _____







Which item did you find the least of? _____

Name _____

Date _____

FINISH THE PATTERN

Look at the patterns below. Cut out the images at the bottom. Paste the image that comes next in each pattern.









Name _____

Date _____

FINISH THE PATTERN

Look at the patterns below. Cut out the images at the bottom. Paste the image that comes next in each pattern.

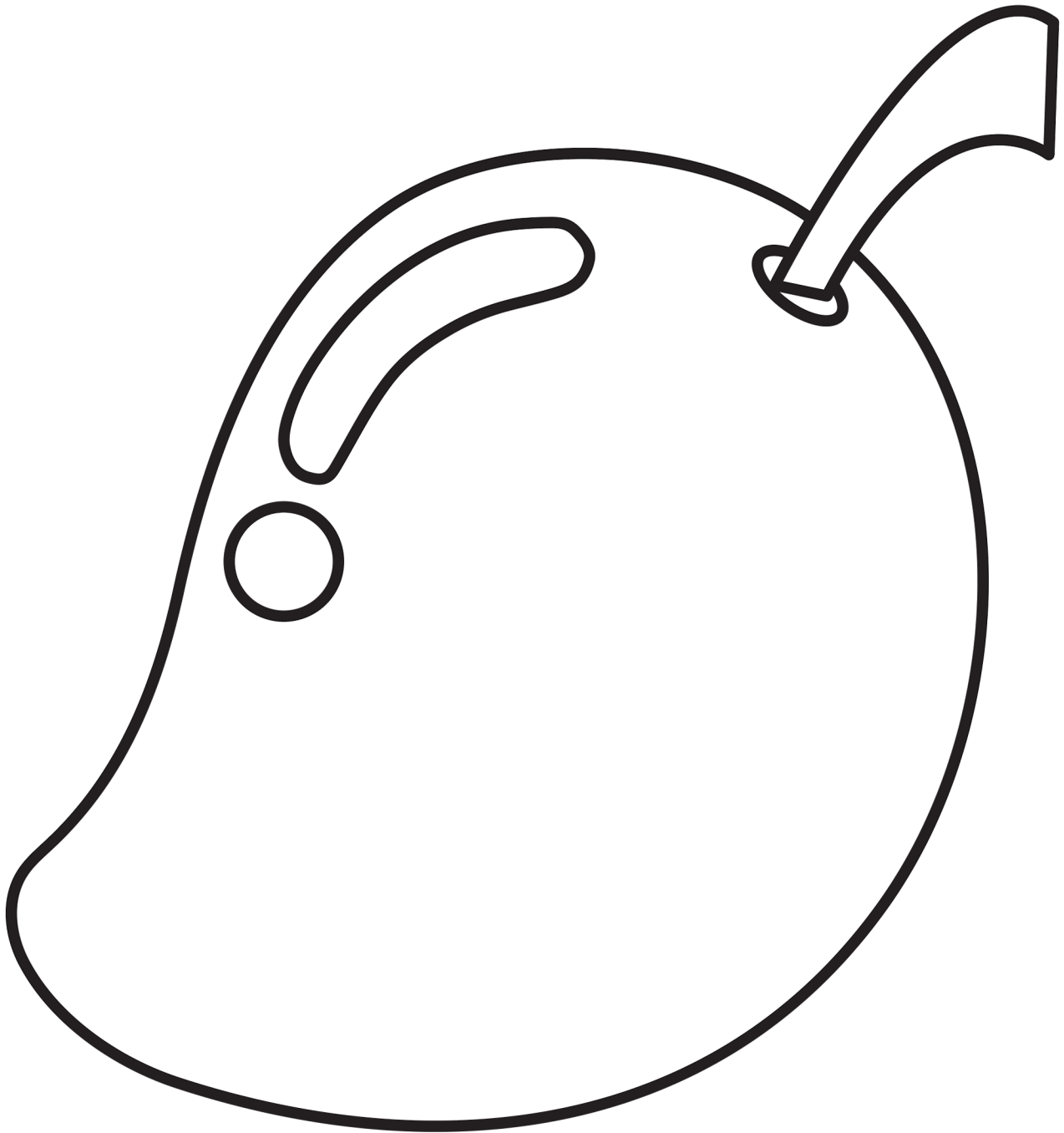


Name _____

Date _____

COLOR THE FRUIT

Color the picture below.




Name _____

Date _____

COLOR THE FRUIT

Color the picture below.




Name _____

Date _____

COLOR THE FRUIT

Color the picture below.




Name _____

Date _____

COLOR THE FRUIT

Color the picture below.



Name _____

Date _____

COLOR THE FRUIT

Color the picture below.

